

OPEN MEETING**REGULAR MEETING OF THE GOLDEN RAIN FOUNDATION
SECURITY AND COMMUNITY ACCESS COMMITTEE**

**Monday, February 25, 2019 – 1:30 p.m.
Laguna Woods Village Community Center Board Room
24351 El Toro Road**

AGENDA

- | | |
|--|--------------|
| 1. Call to Order | Don Tibbetts |
| 2. Acknowledgment of Media | Don Tibbetts |
| 3. Approval of the Agenda | Don Tibbetts |
| 4. Approval of Meeting Report | Don Tibbetts |
| 5. Chair's Remarks | Don Tibbetts |
| 6. Member Comments (Items Not on the Agenda) | Don Tibbetts |

Reports:

- | | |
|--|---------|
| 7. Gate Access Update | Tim Moy |
| 8. Disaster Preparedness Task Force Report | Tim Moy |
| 9. RV Update | Tim Moy |
| 10. Noteworthy Incidents | Tim Moy |
| 11. Security Statistics | Tim Moy |

Items for Discussion and Consideration:

- | | |
|--|---------|
| 12. Schedule of Traffic Monetary Penalties | Tim Moy |
|--|---------|

Items for Future Agendas:

- | | |
|--------------------------|--|
| 13. Surveillance Cameras | |
|--------------------------|--|

Concluding Business:

- | | |
|--|--|
| 14. Committee Member Comments | |
| 15. Date of Next Meeting – April 22, 2019 at 1:30 p.m. | |
| 16. Adjournment | |

Don Tibbetts, Chair
Tim Moy, Staff Officer
Telephone: 268-2356



**REPORT OF THE REGULAR MEETING OF THE
GOLDEN RAIN FOUNDATION OF LAGUNA WOODS
SECURITY AND COMMUNITY ACCESS COMMITTEE**

The Regular Meeting of the Security and Community Access Committee was held on Monday, December 17, 2018 at 9:30 a.m. 24351 El Toro Road, Laguna Woods, California.

MEMBERS PRESENT: Don Tibbetts – Chair, Pat English, Ray Gros, Reza Bastani, Anthony Liberatore, Cush Bhada, and John Dalis

MEMBERS ABSENT: John Frankel

ADVISORS PRESENT: Larry Cunningham

ADVISORS ABSENT: Frank Tybor

OTHERS PRESENT: Joan Milliman, Juanita Skillman, Andre Torng, Diane Phelps, Annette Sabol Soule, and Beth Perak

STAFF PRESENT: Tim Moy and Debbie Ballesteros

CALL TO ORDER

Don Tibbetts, Chair, called the meeting to order at 9:31 a.m.

ACKNOWLEDGEMENT OF PRESS

The Media was not present.

APPROVAL OF AGENDA

By way of consensus, the Committee approved the agenda as presented.

APPROVAL OF MEETING REPORT

By way of consensus, the Committee approved the October 22, 2018 meeting report with minor corrections.

CHAIRMAN'S REMARKS

Chair Tibbetts informed the Committee that he is the new chair. He stated that many residents choose to move to the Community because of the activities, amenities, and most importantly, safety and security.

MEMBER COMMENTS ON NON-AGENDA ITEMS

Annette Soule (3428-C) commented on proximity cards. She stated that they should be implemented sooner rather than later.

Andre Torng (389-Q) inquired about the Security Division's Standard Operating Procedures (SOP). He stated if it was possible to release the titles to the Directors.

RESPONSE TO MEMBER COMMENTS

Tim Moy, Chief of Security, responded to Ms. Soule and stated that he will follow up with Chuck Holland, Chief Information Officer, on the status of the proximity cards.

Chief Moy responded to Mr. Torng by stating that SOP's are for operational purposes only and could not be shared with the Directors.

REPORTS

Gate Access Update

Chief Moy informed the Committee that the Gate Access Project should begin in February starting with the following order of Gates: 1 and 14, 2 and 7, 3 and 8, 4 and 9, and 10 and 11.

Chief Moy explained that there will be a temporary gate house that will be opened if the construction schedule allows.

Disaster Preparedness Task Force Report

Chief Moy informed the Committee of the Great California Shakeout exercise that was conducted in October. The exercise included 100 volunteers at Clubhouse 5 that acted as victims to simulate the activity that a Care and Reception Center (CRC) would receive during a disaster. The exercise provided valuable information regarding flaws that are being rectified for all other CRC's.

Chief Moy also informed the Committee that he will be touring each clubhouse with the Disaster Preparedness Task Force Clubhouse Coordinator to evaluate the layout of the clubhouse.

Chief Moy informed the Committee a new class on Diabetes and Stroke has been added to the lineup for training next year. This will be in addition to the CPR / AED and First Aid classes that are already provided free of charge to Residents.

RV Update

Chief Moy informed the Committee RV Lot A was recently repaved and repaired. He also explained that Security has issued more courtesy notices than citations this year on the RV's. The owners are given a chance to fix the issue before they are cited.

Lastly, Chief Moy explained that this time last year, there was a long waiting list. However, after conducting an audit, the waiting list decreased and there is now parking available for new members moving in to the Community.

Noteworthy Incidents

Chief Moy informed the Committee of a serious accident in the Village. A resident was driving, facing the sun and did not see a pedestrian crossing the street and unfortunately hit the resident.

Chief Moy stated that the sun glare is dangerous as it limits the visibility to see. This also affects golf carts since they have to share the road with larger vehicles and have to be careful going around parked vehicles as well. He informed the Committee that he and Director Ray Gros made a golf cart safety video which will be available to the Community. This video will be sent to all Golf Cart owners and will be played at traffic school.

Chief Moy explained how a resident's daughter recently informed the Security Department that her mother had been moved to an assisted living home and was concerned that her sister, who was recently released from jail, might try to gain access to the unit. The sister had gained access to the Village and each time, she was admonished for trespassing and taken to jail. The Security Department has been conducting daily patrol checks on the unit. During one of the patrol checks, the Security Patrol Officer noticed that the unit lights were on. The Security Officer called for backup to include the Orange County Sheriff's Department (OCSD). It was determined that the sister broke into the unit and would have bled out if the Security Officer had not found her on time. The OCSD arrested the sister and took her to the hospital. Chief Moy commended the Security Officer for his quick thinking and action.

Security Statistics

Chief Moy reported on the statistics for the Security Department that includes foot patrols, notice of violations, crimes, traffic collisions, RV lots, Social Services and the Compliance Division. Reports are attached to the official minutes of this meeting.

Chief Moy explained that the Social Services Division has acquired a new Social Worker and have applied for a grant to hire another. He explained that Susan McInerney, Social Service Manager has been working hard and doing a great job on getting additional resources for the Community.

Chief Moy informed the Committee that the increased number of citations from last year is due to being fully staffed. He also explained the compliance report on how Board's deal with the 20% of residents that do not follow the rules. Chief Moy stated that the Compliance Division is in the process of hiring an additional Compliance Coordinator to help with the workload.

ITEMS FOR DISCUSSION AND CONSIDERATION

Fire Avert

Chief Moy explained that the Fire Avert device only works when it connects with a functioning smoke detector. He stated that Third Mutual and the Towers are moving forward with the pilot program. However, United has elected to not participate at this

time. Chief Moy also explained that another device which requires smoke detector to be hard wired, has been brought forward to his attention. Research is being conducted to see which one will be beneficial for the Community.

Traffic Engineer Proposal

Chief Moy presented the Traffic Engineer Proposal. The Committee commented and asked questions.

Director Gros made a motion to approve the Traffic Engineer Proposal. Director Bhada seconded the motion.

By a vote of 5-1-0 (Director Bastani opposed). The motion carried.

ITEMS FOR FUTURE AGENDAS

- Smoke Alarms
- Proximity Cards

CONCLUDING BUSINESS

Committee Member Comments

Director Liberatore agrees with hiring an Engineer for Calle Aragon.

Director Gros would like to have the Fire Department come in and give safety tips.

Director English stated that the number of vehicles should be decreased to two vehicles per unit.

DATE OF THE NEXT MEETING

The next meeting is scheduled for Monday, February 25, 2019, at 1:30 p.m. in the Laguna Woods Village Community Center, Board Room.

ADJOURNMENT

There being no further business to come before the Committee, Chair Tibbetts adjourned the meeting at 10:57 a.m.



Don Tibbetts, Chair

SECTOR ORIENTED SECURITY

FOOT PATROLS 2017

	Jan	Feb	March	April	May	June	July	Aug	Sept	Oct	Nov	Dec	TOTAL	Monthly Avg
Fire Issues	0	4	8	3	2	3	5	7	7	2	5	6	52	4.3
Hazards	19	54	65	60	46	49	48	84	34	31	46	32	568	47.3
Lights	103	158	63	50	63	52	37	63	48	64	69	116	886	73.8
Maintenance	20	17	16	11	28	24	18	15	20	18	22	11	220	18.3
Perm. Fence	8	12	14	21	26	22	5	6	2	11	8	3	138	11.5
Pests	0	0	0	1	1	0	0	1	3	4	2	0	12	1.0
Signs	6	4	12	6	5	2	5	0	2	2	5	2	51	4.3
Miscellaneous	40	33	59	58	119	50	121	95	83	107	131	152	1048	87.3
TOTAL	196	282	237	210	290	202	239	271	199	239	288	322	2975	

FOOT PATROLS 2018

	Jan	Feb	March	April	May	June	July	Aug	Sept	Oct	Nov	Dec	TOTAL	Monthly Avg
Fire Issues	2	2	6	14	4	0	0	0	0	0	0	0	28	2.3
Hazards	19	26	19	60	60	73	58	67	57	44	30	101	614	51.2
Lights	100	42	67	92	40	24	23	31	16	24	13	20	492	41.0
Maintenance	3	7	8	19	11	6	21	24	10	8	10	10	137	11.4
Perm. Fence	2	6	1	8	13	4	0	6	2	4	4	0	50	4.2
Pests	0	1	0	0	0	1	3	0	0	2	2	0	9	0.8
Signs	3	1	0	1	1	0	0	1	2	1	1	1	12	1.0
Miscellaneous	146	33	79	208	75	146	171	212	79	191	148	94	1582	131.8
TOTAL	275	118	180	402	204	254	276	341	166	274	208	226	2924	

FOOT PATROLS 2019

	Jan	Feb	March	April	May	June	July	Aug	Sept	Oct	Nov	Dec	TOTAL	Monthly Avg
Fire Issues	0	0	0	0	0	0	0	0	0	0	0	0	0	0.0
Hazards	81	0	0	0	0	0	0	0	0	0	0	0	81	81.0
Lights	47	0	0	0	0	0	0	0	0	0	0	0	47	47.0
Maintenance	25	0	0	0	0	0	0	0	0	0	0	0	25	25.0
Perm. Fence	0	0	0	0	0	0	0	0	0	0	0	0	0	0.0
Pests	0	0	0	0	0	0	0	0	0	0	0	0	0	0.0
Signs	1	0	0	0	0	0	0	0	0	0	0	0	1	1.0
Miscellaneous	96	0	0	0	0	0	0	0	0	0	0	0	96	96.0
TOTAL	250	0	0	0	0	0	0	0	0	0	0	0	250	

LEGEND

Fire Issues	--	Clutter, flammable liquids, electrical wiring, etc
Hazards	--	Raised and cracked walkways, steps and curbs, any potential tripping hazards or safety hazards
Lights	--	Non-functioning Laguna Woods Village exterior lights and non-functioning Edison street lights
Maintenance	--	Failing sprinkler systems, railings, landscaping issues (i.e.fallen branches, etc.) and other maintenance failures
Perimeter Fence	--	All perimeter walls and associated barbed wire failures
Pests	--	Rodent and insect infestations
Signs	--	Traffic sign, CDS signs, Manor number signs, and all other miscellaneous signs
Miscellaneous	--	All areas not specifically addressed in the above categories

Social Services - YTD 2017/2018/2019

CHIEF COMPLAINTS ON SECURITY REPORTS

2017

MONTH	Falls Inside	Falls Outside	Death	Neighbor Dispute	Sheriff Matter	Safety Issues	Confusion	Medical	Non-Medical	TOTAL	% of Total
Jan.	15	29	22	9	4	10	5	1	2	97	7.3%
Feb.	30	24	23	19	2	6	7	4	12	127	9.6%
March	35	23	29	13	1	5	8	0	7	121	9.1%
April	39	26	20	15	2	2	10	0	12	126	9.5%
May	30	17	27	15	1	5	7	1	11	114	8.6%
June	32	17	29	12	9	3	6	4	15	127	9.6%
July	30	22	15	17	2	5	6	2	16	115	8.7%
Aug.	30	27	22	14	3	5	2	4	11	118	8.9%
Sept.	19	22	17	7	1	2	6	1	12	87	6.6%
Oct.	36	28	16	11	2	8	6	0	4	111	8.4%
Nov.	19	16	25	8	3	3	11	0	9	94	7.1%
Dec.	25	16	20	5	5	3	9	0	8	91	6.9%
Total	340	267	265	145	35	57	83	17	119	1328	
% of Total	25.6%	20.1%	20.0%	10.9%	2.6%	4.3%	6.3%	1.3%	9.0%		


2018

MONTH	Falls Inside	Falls Outside	Death	Neighbor Dispute	Sheriff Matter	Safety Issues	Confusion	Medical	Non-Medical	TOTAL	% of Total
Jan.	32	19	24	13	2	5	10	1	14	120	7.8%
Feb.	24	21	26	7	3	6	8	2	8	105	6.8%
March	24	28	21	14	10	9	5	5	17	133	8.6%
April	31	19	18	24	0	4	11	2	29	138	8.9%
May	40	17	21	16	3	3	12	0	18	130	8.4%
June	46	29	26	15	3	8	10	2	15	154	9.9%
July	42	23	14	13	4	10	11	2	29	148	9.6%
Aug.	35	24	17	14	3	7	13	4	12	129	8.3%
Sept.	23	24	15	6	4	4	6	1	10	93	6.0%
Oct.	31	18	22	10	8	6	16	0	20	131	8.5%
Nov.	29	17	23	8	5	4	25	0	9	120	7.8%
Dec.	46	26	21	3	9	13	12	8	9	147	9.5%
Total	403	265	248	143	54	79	139	27	190	1548	
% of Total	26.0%	17.1%	16.0%	9.2%	3.5%	5.1%	9.0%	1.7%	12.3%		

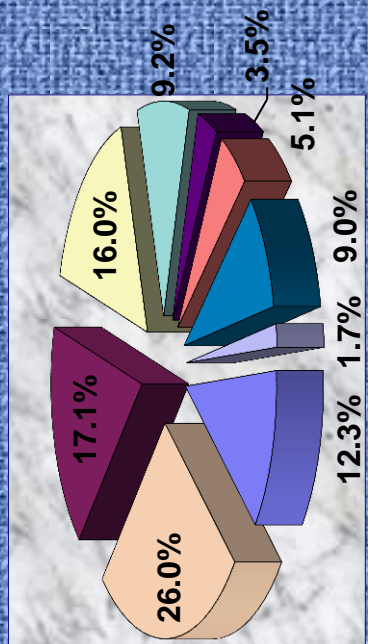
2019

MONTH	Falls Inside	Falls Outside	Death	Neighbor Dispute	Sheriff Matter	Safety Issues	Confusion	Medical	Non-Medical	TOTAL	% of Total
Jan.	41	20	21	11	1	6	10	3	11	124	100.0%
Feb.									0	0	0.0%
March									0	0	0.0%
April									0	0	0.0%
May									0	0	0.0%
June									0	0	0.0%
July									0	0	0.0%
Aug.									0	0	0.0%
Sept.									0	0	0.0%
Oct.									0	0	0.0%
Nov.									0	0	0.0%
Dec.									0	0	0.0%
Total	41	20	21	11	1	6	10	3	11	124	
% of Total	33.1%	16.1%	16.9%	8.9%	0.8%	4.8%	8.1%	2.4%	8.9%		

SOCIAL SERVICES - 2017
CHIEF COMPLAINTS FROM SECURITY REPORTS

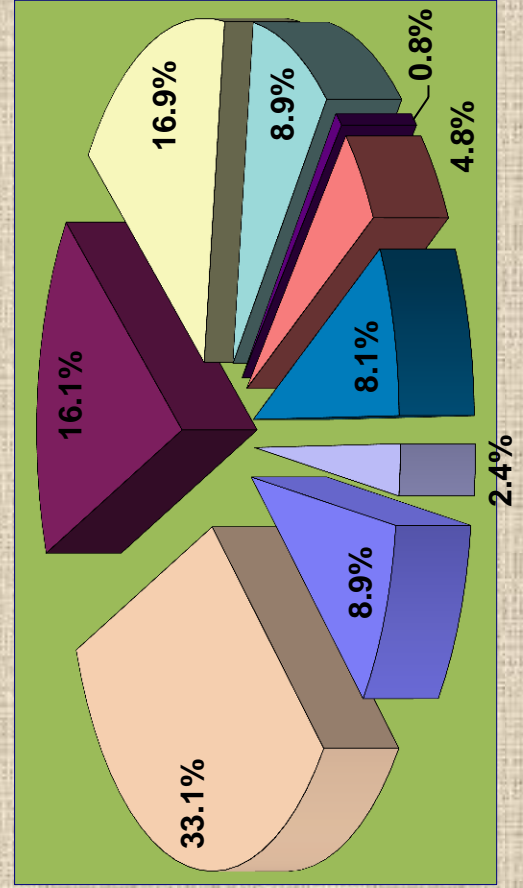


SOCIAL SERVICES - 2018
CHIEF COMPLAINTS FROM SECURITY REPORTS



- ☐ Falls Inside
- ☐ Falls Outside
- ☐ Death
- ☐ Neighbor Dispute
- ☐ Sheriff Matter
- ☐ Safety Issues
- ☐ Confusion
- ☐ Medical

SOCIAL SERVICES - 2019
CHIEF COMPLAINTS FROM SECURITY REPORTS



NOTICE OF VIOLATIONS

JANUARY 2019


VIOLATIONS	Gates 1,2,3,4			Gates 5,6			Gates 7,8,9,10			Gate 14			Gate 11			GRF			TOTALS		
	YTD 2018	JAN	YTD 2019	YTD 2018	JAN	YTD 2019	YTD 2018	JAN	YTD 2019	YTD 2018	JAN	YTD 2019	YTD 2018	JAN	YTD 2019	YTD 2018	JAN	YTD 2019	YTD 2018	JAN	YTD 2019
601 SPEED +11-15	27	33	33	0	18	18	33	41	41	0	0	0	0	0	0	0	0	0	60	92	92
602 SPEED 16+	1	2	2	0	0	0	14	26	26	0	0	0	0	0	0	0	0	0	15	28	28
610 STOP SIGN	11	8	8	9	0	0	22	16	16	0	0	0	0	0	0	0	0	0	42	24	24
660 UNLICENSED DRIV.	1	5	5	0	0	0	3	3	3	0	0	0	0	0	0	0	0	0	4	8	8
ALL OTHER MOVING*	0	0	0	0	0	0	0	0	0	0	0	0	0	0	0	0	0	0	0	0	0
700 NO PARKING	3	17	17	0	11	11	0	0	0	0	0	0	0	0	0	0	1	1	3	29	29
720 LIMITED PARKING	0	0	0	0	0	0	0	0	0	1	0	0	0	0	0	0	0	0	1	0	0
725 EXPIRED REG	32	34	34	18	22	22	12	19	19	2	0	0	0	1	1	0	0	0	64	76	76
727 NO DECAL/OPP	3	62	62	4	65	65	6	59	59	1	0	0	0	0	0	0	0	0	14	186	186
811 HANDICAPPED	0	1	1	1	0	0	1	0	0	0	0	0	0	0	0	1	2	2	3	3	3
ALL OTHER PARKING**	14	18	18	6	20	20	6	13	13	0	3	3	0	0	0	2	1	1	28	55	55
RV VIOLATIONS***	0	0	0	3	0	0	1	0	0	0	0	0	0	0	0	0	0	0	4	0	0
TOTALS	92	180	180	41	136	136	98	177	177	4	3	3	0	1	1	3	4	4	238	501	501

* All other moving violations include S-Codes: 600, 620, 630, 640, 650, 680, 690, 691 and 695

** All other parking violations include S-Codes: 0010, 721, 722, 723, 724, 726, 730 and 800

*** Recreational Vehicle (RV) violations include S-Codes: 820, 830, 840, 850, 860 and 870

NOTICE OF VIOLATIONS
Twelve Month Rolling Trend Report



Violation	February	March	April	May	June	July	August	September	October	November	December	January	Mth. Ave.
601	73	53	31	40	17	14	20	50	64	48	54	92	46.3
602	13	8	10	6	4	25	1	2	2	8	10	28	9.9
610	55	48	46	56	20	14	55	92	60	26	37	24	44.4
660	8	6	8	5	5	4	6	8	7	13	17	8	7.9
All Other	3	0	0	1	1	0	0	3	3	1	0	0	0.8
Sub-total	152	115	95	108	46	57	82	155	136	96	118	132	109.3
700	5	67	87	70	48	32	19	23	43	40	23	29	40.5
720	0	0	2	9	0	3	5	0	0	1	4	0	2.0
725	41	62	49	52	59	49	59	74	55	69	116	76	63.4
727	49	105	51	21	22	60	94	67	35	92	131	186	76.1
811	1	1	2	2	4	6	2	0	1	4	2	3	2.3
All Other	20	36	25	34	23	32	52	40	54	32	65	55	39.0
RV Lot	2	8	0	0	0	2	4	5	1	0	1	0	1.9
Sub-total	118	279	216	179	156	184	235	218	188	239	342	349	225.3
Total	270	394	311	287	202	241	317	373	324	335	460	501	335

Moving Violation & Parking Codes	601	Speed +11-15 MPH	700	No Parking	RV Lot	Hazardous Material, Wheel Block, Jack Support (R&R Section "W" Violation), Maintenance or Repair, Miscellaneous (Minor), Miscellaneous (Major)
	602	Speed 16 MPH+	720	Limited Parking		
	610	Stop Sign	725	Expired Registration		
	660	Unlicensed Driver	727	No Decal / OPP		
			811	Handicapped		
			All Other			
	All Other	Speeding + 6-10 MPH; Right of Way; Turn Signal; Left of Center; Hit & Run; Reckless; Headlight; Bicycle on Sidewalk	Abandoned Vehicle; RV over 6hr; Advertising; Storage; Parked sidewalk; Block Sidewalk; Fire Hydrant; All Other			

February 2018- January 2019

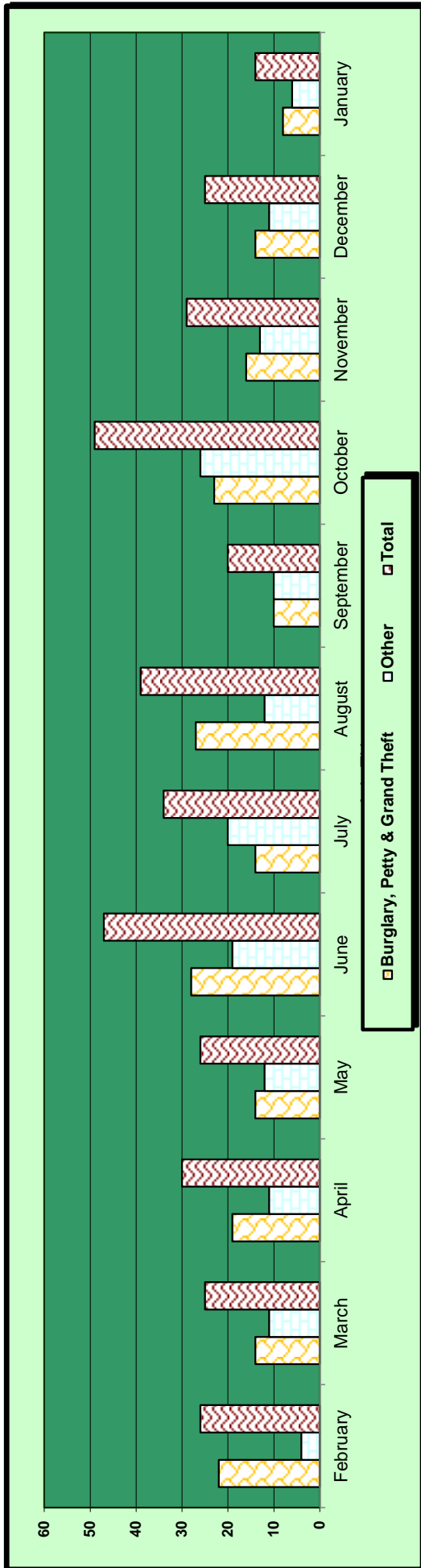
CRIMES REPORT

JANUARY 2019

	GATE 1,2,3,4			GATE 5,6			GATE 7,8,9,10			GATE 14			GATE 11			GRF			TOTALS		
	YTD 2018	JAN	YTD 2019	YTD 2018	JAN	YTD 2019	YTD 2018	JAN	YTD 2019	YTD 2018	JAN	YTD 2019	YTD 2018	JAN	YTD 2019	YTD 2018	JAN	YTD 2019	YTD 2018	JAN	YTD 2019
VIOLATIONS																					
70 BURGLARY AUTO	0	0	0	2	0	0	0	0	0	0	0	0	0	0	0	0	0	0	2	0	0
90 BURGLARY RESIDENCE	1	0	0	0	0	0	1	0	0	0	0	0	0	0	0	0	0	0	2	0	0
150 DISTURBANCE	13	0	0	8	3	3	2	0	0	1	0	0	0	0	0	10	0	0	34	3	3
260 FRAUD	0	0	0	0	0	0	0	0	0	0	0	0	0	0	0	0	0	0	0	0	0
370 MALICIOUS MISCHIEF	22	2	2	10	1	1	11	0	0	0	0	0	1	0	0	1	0	0	45	3	3
500 GRAND THEFT	6	0	0	4	0	0	3	0	0	1	0	0	0	0	0	0	0	0	14	0	0
505 AUTO THEFT	3	0	0	1	0	0	1	0	0	0	0	0	0	0	0	0	0	0	5	0	0
510 PETTY THEFT	64	2	2	37	4	4	27	2	2	6	0	0	3	0	0	6	0	0	143	8	8
520 TRESPASSING	7	0	0	4	0	0	4	0	0	0	0	0	2	0	0	13	0	0	30	0	0
TOTALS	116	4	4	66	8	8	49	2	2	8	0	0	6	0	0	30	0	0	275	14	14

CRIMES REPORT

Twelve Month Rolling Trend Report



CODE	February	March	April	May	June	July	August	September	October	November	December	January	Mth. Ave.
70	1	0	1	0	1	0	0	1	1	1	0	0	0.5
90	1	1	0	0	0	0	1	0	1	0	0	0	0.3
500	4	2	1	1	2	3	1	0	6	2	2	0	2.0
505	0	0	0	0	0	0	1	0	1	1	0	0	0.3
510	16	11	17	13	25	11	24	9	14	12	12	8	14.3
Sub-total	22	14	19	14	28	14	27	10	23	16	14	8	17.4
150	2	8	5	4	7	9	6	4	14	8	5	3	6.3
260	0	0	1	0	0	0	0	0	0	0	0	0	0.1
370	2	3	5	8	9	7	4	5	9	2	5	3	5.2
520	0	0	0	0	3	4	2	1	3	3	1	0	1.4
Sub-Total	4	11	11	12	19	20	12	10	26	13	11	6	12.9
Total	26	25	30	26	47	34	39	20	49	29	25	14	30.3

70	Burglary (auto)	505	Auto Theft	260	Fraud
90	Burglary (residence)	510	Petty Theft	370	Malicious Mischief
500	Grand Theft	150	Disturbance	520	Trespassing

February 2018 - January 2019

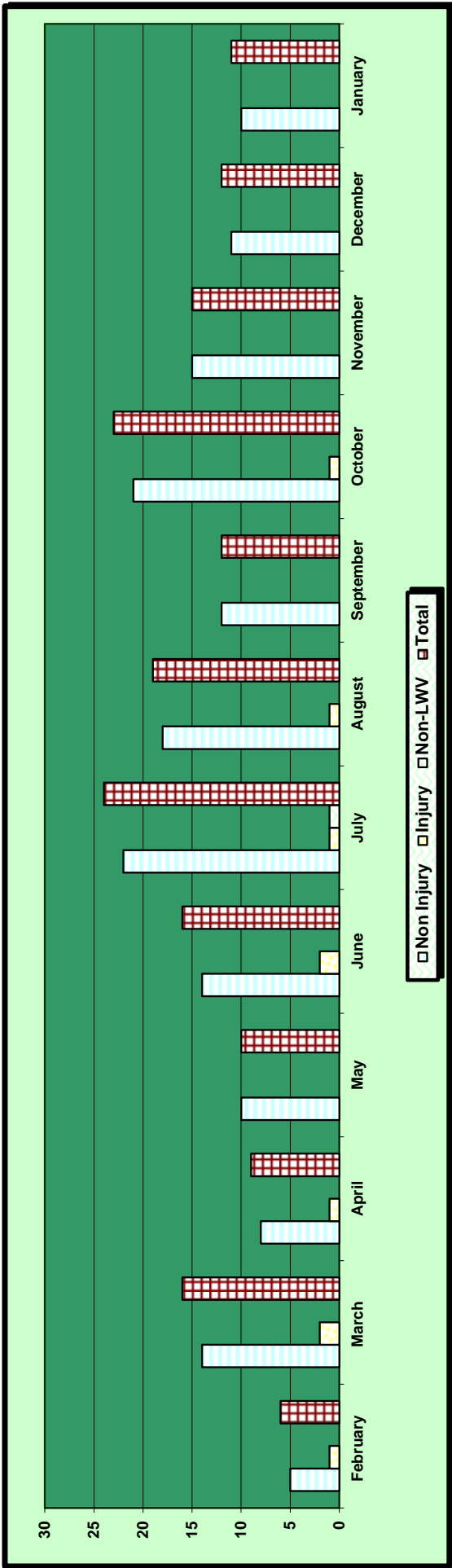
TRAFFIC COLLISIONS

JANUARY 2019

	GATE 1,2,3,4			GATE 5,6			GATE 7,8,9,10			GATE 14			GATE 11			GRF			TOTALS		
	YTD 2018	JAN	YTD 2019	YTD 2018	JAN	YTD 2019	YTD 2018	JAN	YTD 2019	YTD 2018	JAN	YTD 2019	YTD 2018	JAN	YTD 2019	YTD 2018	JAN	YTD 2019	YTD 2018	JAN	YTD 2019
VIOLATIONS																					
650 HIT AND RUN	6	1	1	12	0	0	3	0	0	0	0	0	0	0	0	10	0	0	31	1	1
1000 NON-INJURY	42	2	2	23	5	5	32	1	1	2	0	0	1	0	0	31	1	1	131	9	9
1010 INJURY	11	0	0	6	0	0	4	0	0	0	0	0	0	0	0	3	0	0	24	0	0
1020 FATALITY	0	0	0	0	0	0	0	0	0	0	0	0	0	0	0	0	0	0	0	0	0
1030 INJURY/FATALITY	0	0	0	0	0	0	1	0	0	0	0	0	0	0	0	0	0	0	1	0	0
1050 COLLISION OUTSIDE LWV	0	0	0	0	0	0	0	0	0	0	0	0	0	0	0	4	1	1	4	1	1
TOTALS	59	3	3	41	5	5	40	1	1	2	0	0	1	0	0	48	2	2	191	11	11

TRAFFIC COLLISIONS

Twelve Month Rolling Trend Report



CODE	February	March	April	May	June	July	August	September	October	November	December	January	Mth. Ave.
650	1	4	3	2	1	3	2	0	0	3	1	1	1.8
1000	4	10	5	8	13	19	16	12	21	12	10	9	11.6
Sub-total	5	14	8	10	14	22	18	12	21	15	11	10	13.3
1010	1	2	1	0	2	1	1	0	1	1	2	0	1.0
1020	0	0	0	0	0	0	0	0	0	0	0	0	0.0
1030	0	0	0	0	0	0	0	0	0	0	1	0	0.1
Sub-Total	1	2	1	0	2	1	1	0	1	0	0	0	0.8
1050	0	0	0	0	0	1	0	0	1	0	1	1	0.3
Sub-Total	0	0	0	0	0	1	0	0	1	0	1	1	0.3
Total	6	16	9	10	16	24	19	12	23	15	12	11	14.4

650	Hit & Run Accident	1020	Fatality Accident
1000	Non-Injury Accident	1030	Injury/Fatality Accident
1010	Injury Accident	1050	Outside Collision


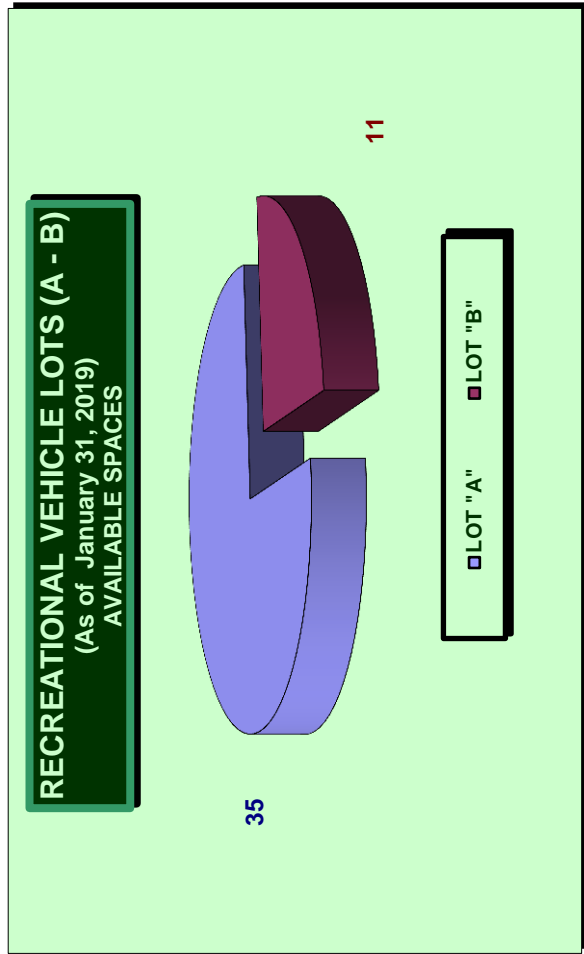

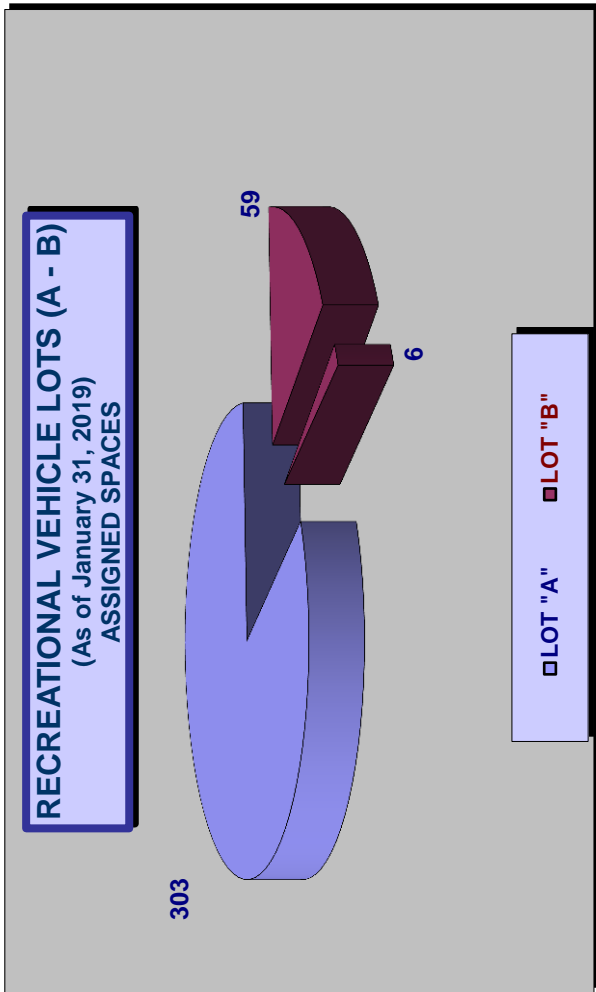
RECREATIONAL VEHICLE LOTS (A - B)

1/31/2019

SPACE AND VACANCIES			
	LOT "A"		LOT "B"
TOTAL SPACES	338		76
ASSIGNED RV SPACES	303		59
COMMERCIAL VEHICLES			6
VACANCIES	35		11

WAITING LIST			
SPACE SIZE	NUMBER	SPACE SIZE	NUMBER
13 Feet		26 Feet	1
14 Feet		27 Feet	1
15 Feet		28 Feet	
16 Feet		30 Feet	4
17 Feet		31 Feet	3
18 Feet		32 Feet	1
19 Feet	2	33 Feet	
20 Feet	1	34 Feet	1
21 Feet		35 Feet	2
22 Feet		36 Feet	
23 Feet	3	38 Feet	1
24 Feet	2	40 Feet	1
25 Feet	1	45 Feet	1
	9		16
TOTAL			25

SPACES AVAILABLE			
LOT "A"		LOT "B"	
SPACE SIZE	NUMBER	SPACE SIZE	NUMBER
14 Feet		12 Feet	
16 Feet	1	13 Feet	
17 Feet	2	14 Feet	
18 Feet	1	16 Feet	
19 Feet		17 Feet	
20 Feet		18 Feet	
21 Feet		19 Feet	
22 Feet	1	20 Feet	
23 Feet	1	21 Feet	
24 Feet	1	22 Feet	
25 Feet	4	23 Feet	1
26 Feet	3	24 Feet	
27 Feet		25 Feet	1
28 Feet		26 Feet	6
29 Feet		27 Feet	
30 Feet	2	28 Feet	
30.5 Feet	2	29 Feet	
31 Feet	7	30 Feet	
32 Feet	1	31 Feet	1
33 Feet	1	32 Feet	1
34 Feet		33 Feet	
35 Feet	3	34 Feet	
36 Feet	1	37 Feet	1
37 Feet		40 Feet	
38 Feet	1	41 Feet	
39 Feet	1	48 Feet	
45 Feet	1	49 Feet	
48 Feet	1	57 Feet	
35		11	



Compliance Division

	Nov	Dec	Jan
Total Number of Cases:	949	947	930
New Cases:	217	222	216
Active Cases:	480	503	484
Cases Resolved:	252	224	233

Allegations:

Abandoned Vehicle:	28	31	34
Alteration Maintenance:	14	18	21
Animal Nuisance:	48	43	39
Balcony Clutter:	34	39	37
Breezeway Clutter:	43	35	31
Caregiver Policy:	68	63	64
Carport Clutter:	70	67	62
Common Area Clutter:	68	63	67
Delinquencies:	142	149	154
Equestrian Center:	0	0	0
Estate Sales:	0	0	0
Events:	0	0	0
Garden Center Violations:	5	22	17
Gate Clearance:	14	13	9
Golf Course Violation:	0	0	0
Illegal Business:	0	0	0
Illegal Occupancy:	100	88	82
Interior Clutter:	10	12	9
Landscape:	38	35	41
Maintenance:	2	7	12
Nuisance:	73	68	62
Other:	0	0	0
Patio Clutter:	62	65	71
Recreation Policy:	1	1	1
RV Violation:	3	5	2
Short Term Rentals:	5	9	6
Smoking Policy:	9	13	9
Traffic Rules:	57	48	51
Unauthorized Alteration:	55	53	49
Vehicle Oil:	0	0	0